



Sunnyslope Water District

3570 Airline Highway

Phone (831) 637-4670

Hollister, California 95023-9702

Fax (831) 637-1399

BID ADDENDUM NO.1

2.0 MG FAIRVIEW TANK REHABILITATION

3/19/2026

Approved by:

Rob Hillebrecht, P.E.

Principal Engineer

A handwritten signature in black ink, appearing to read "Rob Hillebrecht".

Date: 3/19/2026

1.Introduction

This addendum forms a part of the contract documents and modifies the original bidding documents issued on March 6, 2026. All bidders must acknowledge receipt of this addendum in their bid submission. Failure to acknowledge Addendum 1 may be grounds for rejection of a bid.

2.Provision of Dive and Exterior/Interior Coating Heavy Metal Testing Reports

Sunnyslope County Water District provides the exterior and interior inspection reports, along with coating heavy metal testing reports from Harper & Associates Engineering (HAE) and A&R Laboratories, prior to design in January 2025.

3. Questions from Bidders and Official Answers by Sunnyslope

Written Questions Submitted Before 3/19/2026

No.	Date	Contractor	Question	Answer
1	3/10/2026	Crosno	Is there a Dive report that you can send? Has the interior and exterior coating been tested for heavy metals? If so, please provide a copy of the report.	The dive report and coating heavy metal testing report will be enclosed in Addendum No.1
2	3/13/2026	Unified	Is the job walk at the same place the bids are due at 3570 Airline Hwy?	The pre-bid meeting will start at Sunnyslope's office at 3570 Airline Hwy, Hollister and then after going over all the general administrative aspects, we will drive to the tank site for the site walk.
3	3/18/2026	Pacific Infrastructure	Are there more project documents available other than the 193-page IFB?	The dive report and coating heavy metal testing report will be published in Addendum No.1. They will be a part of the bid documents.
4	3/18/2026	Pacific Infrastructure	Can you please provide the Engineer's Estimate?	The Engineer's Estimate is \$1,880,500 with all optional modifications included.



HARPER & ASSOCIATES ENGINEERING, INC.

CONSULTING ENGINEERS

1240 E. Ontario Ave., Ste. 102-312, Corona, CA 92881-8671
Phone (951) 372-9196 Fax (951) 372-9198
www.harpereng.com

PHOTOGRAPHIC SURVEY

PROJECT: Corrosion and Seismic/Structural Engineering Evaluation of a Welded Steel Water Storage Tank

STRUCTURE: Exterior of the 2.0 MG Welded Steel Water Storage Tank (Fairview Tank)

OWNER: Sunnyslope County Water District

LOCATION: Hollister, California

PHOTOGRAPHED BY: Andre Harper, Project Manager

DATE: January 2025

E-1 View of the Fairview Tank, illustrating a layer of dirt on the roof and otherwise generally good condition of the paint system.



E-2 Same as Photo E-1, except a closer view of the roof.



E-3 View of the center vent, illustrating minor corrosion on the vent cover and brackets.



E-4 Same as Photo E-3, except a closer view of the vent neck.



E-5 View of the underside of the center vent cover, illustrating moderate corrosion on the vent cover and brackets.



E-6 View of a portion of the roof, illustrating a layer of dirt and what appears to be yellow lichen growing on the roof plates.



E-7 Same as Photo E-6, except in a different location.




E-8 Same as Photos E-6 and E-7, except in a different location.




E-9 Same as Photos E-6 through E-8, except a close-up view of a roof lap weld.



E-10 View of the edge of the roof and knuckle plates, illustrating dirt and possibly yellow lichen growing on the plates.



E-11 View of the liquid level indicator (LLI) pipe and conduit, illustrating generally good condition of all surfaces. Note heavier yellow lichen around the LLI pipe.



E-12 View of the roof hatch, illustrating severe oxidation and fading of the visible portion of the paint system.



E-13 View of the underside of the roof hatch cover, illustrating moderate to severe corrosion on the cover and hinge pin.



E-14 View of the top of the ladder, illustrating severe oxidation and fading and otherwise generally good condition of the paint system.



E-15 View of the bottom of the ladder, illustrating dirt and debris behind the ladder vandal guard and otherwise generally good condition of the paint system.




E-16 View of a portion of the shell, illustrating moderate to severe oxidation and fading and otherwise generally good condition of the paint system.



E-17 Same as Photo E-16, except in a different location. Note paint patchwork on the lower shell.



E-18 View of knuckle plates, illustrating exposed prime and intermediate coats with minor general corrosion present.



E-19 View of the lower shell, illustrating an area of paint patchwork. Note generally good condition of the adjacent paint system.



E-20 View of the LLI gauge board, illustrating minor fading of the numbering on the gauge board. Note top portion of the gauge board is missing.



E-21 Same as Photo E-20, except at the bottom of the LLI gauge board. Note fair to good condition of the adjacent equipment boxes and conduit.



E-22 View of the manhole, illustrating mechanical damage with minor corrosion on the stiffener ring and staining on the adjacent shell.



E-23 View of the identification plate, illustrating minor to moderate corrosion along the edge of the plate.



E-24 View of the inlet/outlet, illustrating random minor corrosion on the pipe, flanges, and valve actuator.



E-25 View of a small diameter penetration, illustrating generally good condition of the brass valve and adjacent paint system.



E-26 View of the bottom plate extension, illustrating minor corrosion along the edge of the plate.




E-27 Same as Photo E-26, except in a different location. Note large gap under the tank in this location.



E-28 Same as Photo E-27, except a closer view of the gap under the tank.





HARPER & ASSOCIATES ENGINEERING, INC.

CONSULTING ENGINEERS

1240 E. Ontario Ave., Ste. 102-312, Corona, CA 92881-8671
Phone (951) 372-9196 Fax (951) 372-9198
www.harpereng.com

PHOTOGRAPHIC SURVEY

PROJECT: Corrosion and Seismic/Structural Engineering Evaluation of a Welded Steel Water Storage Tank

STRUCTURE: Interior of the 2.0 MG Welded Steel Water Storage Tank (Fairview Tank)

OWNER: Sunnyslope County Water District

LOCATION: Hollister, California

PHOTOGRAPHED BY: Andre Harper, Project Manager

DATE: January 2025

- I-1 View of the interior roof and structural members, illustrating general corrosion on the roof plates and moderate to severe corrosion at the structural connections and columns.




I-2 Same as Photo I-1, except a closer view of the inner bay.



I-3 View of the center support plate, illustrating blistering of the silver coating system with minor to moderate corrosion on all surfaces.



I-4 View of a portion of the inner bay, illustrating general corrosion on the roof and rafters.



I-5 Same as Photo I-4, except a different portion of the inner bay.



I-6 View of a portion of the outer bay, illustrating moderate to severe general corrosion on the roof and minor corrosion on the rafters.



I-7 Same as Photo I-6, except in a different location.




I-8 View of a girder, illustrating minor to moderate corrosion on the girder web and flanges.



I-9 View of a girder to column connection, illustrating severely corroded nuts and bolts securing the connection.



I-10 Close-up view of the roof, illustrating moderate to severe corrosion on the roof plates and along the roof to shell transition.



I-11 Same as Photo I-10, except in a different location.



I-12 View of knuckle plates, illustrating delaminating topcoats with exposed prime coat present.



I-13 View of the roof hatch and overflow, illustrating moderate to severe corrosion along the edges of the roof hatch curb, overflow weir box and pipe, and ladder.



I-14 View of the ladder, shell, and overflow pipe, illustrating moderate to severe corrosion on all surfaces.




I-15 Same as Photo I-14, except at the bottom of the ladder and overflow.



I-16 View of a portion of the shell, illustrating a layer of corrosion on all surfaces with random large rust tubercles present.



I-17 Same as Photo I-16, except in a different location.



I-18 View of the manhole, illustrating blistering and corrosion on the adjacent shell. Note white spots where blisters have popped and exposed the steel substrate.




I-19 View of the manhole davit arm, illustrating a severely corroded davit arm and blistering and corrosion on the adjacent shell.



I-20 View of the inlet/outlet, illustrating blistering and corrosion on all surfaces.



I-21 Same as Photo I-20, except at a small diameter penetration.



I-22 View of the shell to bottom transition, illustrating blistering, corrosion, and large rust tubercles on all surfaces.



I-23 Close-up view of the shell, illustrating an area where blistering and corrosion were removed to examine the substrate. Note only minor etching and pitting of the substrate were found.



I-24 View of a column, illustrating delaminating coating with moderate to severe corrosion in the water fluctuation zone.



I-25 Same as Photo I-24, except at a different column.



I-26 View of a column base, illustrating blistering, delaminating coating, and corrosion on the column and channel base.



I-27 Same as Photo I-26, except at a different column.



I-28 View of the bottom, illustrating moderate to severe corrosion on all surfaces.




I-29 Same as Photo I-28, except in a different location.



I-30 Close-up view of the bottom, illustrating rust scale that has been removed to examine the substrate. Note moderate to severe pitting is present in this area.



I-31 View of the drain, illustrating moderate corrosion on the interior of the pipe and blistering and corrosion on the adjacent bottom plates.





A & R Laboratories, Inc.

1650 S. GROVE AVE., SUITE C

ONTARIO, CA 91761

909-781-6335

www.arlaboratories.com

office@arlaboratories.com

CHEMISTRY · MICROBIOLOGY · FOOD SAFETY · MOBILE LABORATORIES
FOOD · COSMETICS · WATER · SOIL · SOIL VAPOR · WASTES

CERTIFICATE OF ANALYSIS

2501-00159

HARPER & ASSOC. ENGINEERING

KRISTI COX

1240 E. ONTARIO AVE

STE. 102-312

CORONA, CA 92881-8671

Project: SUNNYSLOPE COUNTY WATER DISTRICT / FAIRVIEW TA

Date Reported 01/28/25

Date Received 01/17/25

Invoice No. 3912

Cust # H089

Permit Number

Customer P.O. 3264

Analysis	Result	Qual	Units	Method	DF	RL	Date	Tech
Sample: 001 # 1 EXTERIOR ROOF					Date & Time Sampled:		01/15/25 @	9:00
Sample Matrix: Other								
[Metals]								
Metals Acid Digestion	Complete			EPA 3050B	1.0		01/26/25	JEN
Chromium	3.07		mg/Kg	EPA 6010B	1.0	0.50	01/26/25	JEN
Lead	805		mg/Kg	EPA 6010B	1.0	0.50	01/26/25	JEN
Zinc	474000		mg/Kg	EPA 6010B	680.0	3400	01/26/25	JEN
Sample: 002 # 2 EXTERIOR SHELL					Date & Time Sampled:		01/15/25 @	9:00
Sample Matrix: Other								
[Metals]								
Metals Acid Digestion	Complete			EPA 3050B	1.0		01/26/25	JEN
Chromium	10.4		mg/Kg	EPA 6010B	1.0	0.50	01/26/25	JEN
Lead	6900		mg/Kg	EPA 6010B	200.0	100	01/26/25	JEN
Zinc	470000		mg/Kg	EPA 6010B	200.0	1000	01/26/25	JEN
Sample: 003 # 3 INTERIOR SHELL					Date & Time Sampled:		01/15/25 @	9:00
Sample Matrix: Other								
[Metals]								
Metals Acid Digestion	Complete			EPA 3050B	1.0		01/26/25	JEN
Chromium	9.43		mg/Kg	EPA 6010B	1.0	0.50	01/26/25	JEN
Lead	16900		mg/Kg	EPA 6010B	10.0	5.0	01/26/25	JEN
Zinc	32.5		mg/Kg	EPA 6010B	1.0	5.0	01/26/25	JEN
Sample: 004 # 4 INTERIOR ROOF					Date & Time Sampled:		01/15/25 @	9:00
Sample Matrix: Other								
[Metals]								
Metals Acid Digestion	Complete			EPA 3050B	1.0		01/26/25	JEN
Chromium	9.18		mg/Kg	EPA 6010B	1.0	0.50	01/26/25	JEN
Lead	17700		mg/Kg	EPA 6010B	10.0	5.0	01/26/25	JEN
Zinc	74.2		mg/Kg	EPA 6010B	1.0	5.0	01/26/25	JEN
Sample: 005 # 5 INTERIOR RAFTER					Date & Time Sampled:		01/15/25 @	9:00
Sample Matrix: Other								
[Metals]								

The data and information on this, and other accompanying documents, represent only the sample(s) analyzed and is rendered upon condition that it is not to be reproduced, wholly or in part, for advertising or other purposes without approval from the laboratory.

USDA-EPA-NIOSH Testing Food Sanitation Consulting Chemical and Microbiological Analyses and Research



A & R Laboratories, Inc.

1650 S. GROVE AVE., SUITE C

ONTARIO, CA 91761

909-781-6335

www.arlaboratories.com

office@arlaboratories.com

CHEMISTRY · MICROBIOLOGY · FOOD SAFETY · MOBILE LABORATORIES
FOOD · COSMETICS · WATER · SOIL · SOIL VAPOR · WASTES

CERTIFICATE OF ANALYSIS

2501-00159

HARPER & ASSOC. ENGINEERING

KRISTI COX

1240 E. ONTARIO AVE

STE. 102-312

CORONA, CA 92881-8671

Project: SUNNYSLOPE COUNTY WATER DISTRICT / FAIRVIEW TA

Date Reported 01/28/25

Date Received 01/17/25

Invoice No. 3912

Cust # H089

Permit Number

Customer P.O. 3264

Analysis	Result	Qual	Units	Method	DF	RL	Date	Tech
Sample: 005 # 5 INTERIOR RAFTER							Date & Time Sampled: 01/15/25 @ 9:00	
Sample Matrix: Other								
.....continued								
Metals Acid Digestion	Complete			EPA 3050B	1.0		01/26/25	JEN
Chromium	47.3		mg/Kg	EPA 6010B	1.0	0.50	01/26/25	JEN
Lead	17200		mg/Kg	EPA 6010B	20.0	10	01/26/25	JEN
Zinc	58.0		mg/Kg	EPA 6010B	1.0	5.0	01/26/25	JEN
Sample: 006 # 6 INTERIOR BOTTOM							Date & Time Sampled: 01/15/25 @ 9:00	
Sample Matrix: Other								
[Metals]								
Metals Acid Digestion	Complete			EPA 3050B	1.0		01/26/25	JEN
Chromium	4.73		mg/Kg	EPA 6010B	1.0	0.50	01/26/25	JEN
Lead	18300		mg/Kg	EPA 6010B	10.0	5.0	01/26/25	JEN
Zinc	51.6		mg/Kg	EPA 6010B	1.0	5.0	01/26/25	JEN

Respectfully Submitted:

Ken Zheng - Lab Director

QUALIFIERS

B = Detected in the associated Method Blank at a concentration above the routine RL.
 B1 = BOD dilution water is over specifications. The reported result may be biased high.
 D = Surrogate recoveries are not calculated due to sample dilution.
 E = Estimated value; Value exceeds calibration level of instrument.
 H = Analyte was prepared and/or analyzed outside of the analytical method holding time
 I = Matrix Interference.
 J = Analyte concentration detected between RL and MDL.
 Q = One or more quality control criteria did not meet specifications. See Comments for further explanation.
 S = Customer provided specification limit exceeded.

ABBREVIATIONS

DF = Dilution Factor
 RL = Reporting Limit, Adjusted by DF
 MDL = Method Detection Limit, Adjusted by DF
 Qual = Qualifier
 Tech = Technician